



One Good Turn

Volume 9, Issue 12
December 9 2009

Coulee Region Woodturners Chapter of the American Association of Woodturners
www.crwoodturner.com

A Christmas thought! STRESSED is DESSERTS spelt backwards...

In This Month's Issues

Up & Coming Events.....	1
Prez Sez	1
Officers & Board Members.....	3
Club Mentors.....	3
Lathe Move	2
A-Line & Demos	5
Monthly Tip	2
Gallery	2 3
AAW	7
Holmen High	6
Anchorseal order	4
Craft Supply USA	5

Upcoming Meetings

January 2010 – Sarah Felicelli Winter Wood Identification

February 2010 – Rich Egan Pepper-mills (tentative)

March 2010 – Shorty Mueller – Fishing Poles and Laminations

\$50 Bob Patros \$50 Jim Andersen \$100 Ed Holz \$35 Bob Raasch \$25 Rich Egan \$100
Clyde Cassell \$100 Larry Baribeau \$15 John Griffiths \$15 Tom Mruz \$25 Jim Stromberg \$20
Lyle Solem \$100 **Miscellaneous contributions from 11/21/09 meeting** Greg Haugen – roughed bowls
proceeds Roger Meyer – cherry wood Larry Gehl – apple wood Cash contributions from membership
For a total of \$252

Well this will be my final installment of “Pres Sez” as CRW president. This club is made up of incredible people. At the last meeting, our 87th member joined the club this year. That’s absolutely amazing and a real testament to the quality of our club and its membership. It has been a rewarding experience working along with the rest of the officers, and a privilege and a pleasure serving the club as its president for the last year. “Thank you” to each and every one of you.

I’ll see you all at the meeting, and “keep it spinning and be safe.” Greg H.



Dec. Pres Sez,

Well it looks like winter has decided to show up after all. It’s getting colder outside and people are settling in for the cold months ahead of us. For those you who travel south for the winter; may you have safe travels, inspiring adventures, and we’re looking forward to seeing you in the spring.

One of the greatest parts of being a member of this club is how everyone pitches in to help out to get things completed. My warmest “thanks” and sincerest wishes go out to Marj for making offer for the lathe to the club. I’d also like to thank everyone for their contributions towards lathe fund that reached an amount of \$2,846.00. The list of contributors is listed below. I’d also like to thank Dennis Snider, Duane Hill, Jim Frank and Bill Gautsch for going to get the lathe and also Bill Gautsch again for using his equipment in making the pick up a lot easier as well as storing the lathe as our storage area is being expanded. Thank you everyone.

Club contribution \$1,000 Member contributions Anonymous \$200 Duane Hill \$85 John Fisher \$125 Paul Schumacher \$5 Anonymous \$50 Kevin Kenow \$100 John Phillips (wood) \$8 Ansel Hiram (faceplates) \$46 Dean Zimmer (wood) \$40 Anonymous \$200 Denis Falch \$100 Terry Snowden

Who is never hungry at Christmas ? The turkey - he's always

How do you know when there is a snowman in your bed ? You wake up wet !

Instant Gallery



Here is the crew getting Bill K's Lathe that was purchased by the club. Team members: Bill Gautsch, Duane Hill, Dennis Snider, His Friend Jim, and Jim Frank Sunday Nov. 29, 2009 Great job Thank you.

I asked Roger Meyer If he would explain how he makes those gorgeous bowls he makes. Roger will be going over his finish process at the December meeting Thank you Roger Phil

I've been asked to explain my process for drying large turned pieces - 8 to 14 inches.

Rough out the work leaving a wall thickness of about 1 inch. Make a partial parting cut, about 1 inch deep. Soak piece in alcohol 3 days. Remove and pack in a paper bag with shavings; seal and date.

Remove the piece at the three week date. Discard shavings. Shellac bottom, sides and rim top but **NOT** inside of bowl.

Put piece back in bag without shavings and re-date. Remove after four weeks. Let stand in shop for two weeks to stabilize or do the finish turning and sand the piece but do not apply finish for two weeks.

This procedure works well for fruit woods and larger pieces. Less time is OK for smaller pieces 4 to 6 inches.

Monthly Tip – Tip from my daughter Marisa, “Be careful at the bandsaw.” We don’t want anyone to loose any fingers. You need to have all your fingers to help assemble those gifts that Santa left under the tree.

CRW Mission Statement: *To promote, to educate, and to inspire ourselves and others in the fine art of turned wood.*

Instant Gallery



CRW Officers

President:

Greg Haugen

(608) 483-2988

ghaugen@live.com



Treasurer:

Pam Reilly

(507) 876-1195

gpreilly@embarqmail.com



Vice President:

Greg Zeller

(608) 526-9156

wambli56@yahoo.com



Secretary:

Mike Henderson

(608) 781-1056

AsterPlace@charter.net



BOARD MEMBERS

Newsletter Photos & Librarian:

Jim Frank

(608) 781-8092

jhfbear@centurytel.net




Tool Czar:

Bob Patros

(608) 788-6839

ripatros@gundluth.org



Program Director:

Duane Hill

(608) 783-0883

dlh@dairynet.com




Webmaster:

Ken Grunke

(608) 625-2412

kengrunke@gmail.com



CRW Club Mentors

Boxes & surface enhancement.

Experimental techniques, tool making, And metalworking.

All areas of turning and finishing.

Fundamentals.

Fundamentals.

Spindle turning.

Turning fundamentals.

Pam Reilly Elgin, MN.

(507) 876-1195 gpreilly@embarqmail.com

Ken Grunke La Farge, WI.

(608) 625-2412 kengrunke@gmail.com

Duane Hill Onalaska, WI.

(608) 783-0883 dlh@dairynet.com

Shannon Storkel Tomah, WI.

(608) 374-2242 stork1@centurytel.net

Bob Patros La Crosse, WI.

(608) 788-6839 ripatros@gundluth.org

John Fisher Holmen, WI.

(608) 526-4692 minnow1974@charter.net

Greg Haugen Chaseburg, WI.

(608) 483-2988 ghaugen@live.com

From the Planning Committee

We are still looking for topics and or demonstrators for 2010. If you have topics of interest, would like to demonstrate or lead, please give Duane Hill a call. We need your input on this. Also, have you noticed we have not had a professional turner in for sometime? The reason for this is nobody has requested one. We will not be making arrangements with any professional turners until we get feedback from the membership on if we want any and who is of interest.

Any input, contact Duane Hill

DUES FOR 2010 ARE NOW BEING COLLECTED

Membership dues for 2010 will be \$35 for the year. Family members of fully paid members may join for \$15. For example, a member and their spouse would have a total annual membership fee of \$50. Please make your check payable to "CRW," or cash is acceptable also. You may pay at the December meeting or mail your dues to me.

New for this year – Seniors over 80 and students receive a \$10 discount, making their dues \$25.

Pam Reilly / CRW Treasurer
720 Riverwood Court
Elgin, MN 55932

The topic of an Anchorseal purchase has come up again. The price will be \$15 per gallon. At the Sept.-Nov. meetings we had a sign up sheet and had 26 gallons reserved. If you signed up at the meetings-don't sign up again, unless you want more. If sign up for two gallons, you'll have two gallons with your name on it. We're trying to make some quantity amounts (50 gallons) to make the ordering and distribution easier. If you would like some anchorseal, please email me (ghaugen@live.com) with your request or the sign up will be at the November meeting as well. Greg H.

Wendell has a friend has a Oliver lathe that he would like to sell. Don't know how much to ask. It has been refurbished, bearings etc, in real good shape, he will come to the meeting with me and he can further explain then.

A-Line Demonstrations

Greg Haugen – January 23 9-11 – Resawing and Drying Wood
Duane Hill – February 6 9-11 – Lathe Tool Maintenance and Sharpening

December's Demonstration

December's demo will be a presentation by several members on their favorite finishes. Jim Cox will talk about Hut Finishes. John Fisher will talk about shellac. Rich Egan and Duane Hill will also talk about their favorite finishes.

Craft Supplies Group Order

I have had several people ask me if we were going to do a Craft Supplies order this year. Well, the good news is YES!. Get your Craft Supplies catalogs out and your wish lists made out. I will keep orders open until Christmas Eve (got to give Santa a break, you know). Once I have all orders in, I will contact Craft Supplies for final prices and such. If you have not participated in a group buy before, here are the rules:

We make one order to Craft Supplies.

We need a minimum of \$1000 to make a group order.

CRW will write one check. All orders will be shipped to one location (my house).

Depending on the size of the order, we will get at least a 10% discount plus free shipping. You will have a week or two to get your payments to the club so we can place the order. What I need from you to place an order is: your name, address and phone numbers and the following information for each item:

Craft Supplies item number

Description of item

Quantity of item

Cost of item

Page number in catalog (this helps me find the item if I need clarification)


We need no money when you submit the order. You will be contacted with your discounted total. We will need that amount prior to actually placing the order with Craft Supplies At present, I anticipate having the orders on site by the end of January/first of February time frame.

Wood turning at Holmen High School



I have for sale a few tool handle inserts of the type available for the Tool Day meeting this past summer. These are finished, ready to insert in your own handle, drilled for 3/8" shank tool shafts, and with a 1/4-20 tapped hole for your setscrew or wingnut. Use epoxy or polyurethane glue (Gorilla Glue) to hold the insert in a 1/2" hole in your handle.

These are \$9.00 each and I can drop them in the mail USPS First Class for an additional \$2.00. You can pay by Paypal to <kengrunke@gmail.com> using your Paypal account or you can also use your credit card through Paypal without needing a Paypal account. Also by USPS Money Order or personal check mailed to: Ken Grunke 10418 County Hwy A La Farge, WI. 54639



**Photo Of The Week At
Segmented Woodturner
Skeleton Candlesticks
By Dennis Keeling**

**These are great looking
pieces**



A new Chapter In the AAW is finally taken shape. **The segmented Woodturners.** This is a group from around the world. The website is: <http://www.segmentedwoodturners.org/index.php>

Check it out

This chapter is all about segment woodturning. As it grows the tutorials will grow. Members share techniques and ideas in the forum. They have a large gallery of members work, for the short time that the chapter has been around (June 2009) there are 298 members as of today. This is a chapter of AAW and it is totally based on the internet. No monthly meetings, but they plan on having a yearly symposiums. Phil



Salad Bowl set Malcolm Tibbetts This is one of two sets I just finished. They're to be Christmas gifts for my two adult children. ho, ho, ho Mrytlewood and walnut, 14" dia, finished with General Finishes Salad Bowl Finish.



Photo Of The Week AAW

The photo of the week is chosen from the Forum Gallery by one of our volunteer moderators.

By George Watkins


Spalted beech carved/textured hollow form 6" wide x 5" tall- turned- carved then textured in that order!

<http://www.woodturner.org/>

AAW 2010 Board Election Results (11/18/09):

Congratulations to Warren Carpenter, Kurt Hertzog, and Jean LeGwin (re-elected for a 2nd term) for being elected to AAW's Board of Directors. Each person will serve a three-year term, beginning January 1, 2010.

Coulee Region Woodturners Chapter of the American Association of Woodturners



Phil Miller / Editor
2831 Onalaska Ave.
La Crosse, WI 54603
Phone: 608-781-5342
Email: pmiller010@centurytel.net

"A Turn For the Better"

**Next Meeting
Onalaska Community
Center on Saturday,
December 19 2009 at
9am.**

Here's a map to help those who aren't sure where we meet. It's the Onalaska Community Center at the intersections of Quincy & 6th Ave North in Onalaska, Wisconsin. 608-783-9290

We'll start the program promptly at 9am, so get there early to avoid getting a Uecker Seat.

Chairs are provided.

We'll have coffee, so donuts are ALWAYS welcome.

