

One Good Turn

Coulee Region Woodturners Chapter of the
American Association of Woodturners

January 6 2010

www.crwoodturner.com

Volume 10, Issue 1



In This Month's Issues

Up & Coming Events.....	1
Prez Sez	2
Officers & Board Members.....	3
Club Mentors.....	3
Empty bowl	2
Duane Hill Bio	5
Monthly Tip	4
Gallery	1 2 3
AAW	7
A-Line Demos	4
Financial Statement	4
Collaborative project	6

Upcoming Meetings

February 2010 – Rich Egan Pepper-mills (tentative)

March 2010 – Shorty Mueller Fishing Poles and Laminations

Craft Supplies Order

We had a very successful order with Craft Supplies. The submitted was in excess of \$4600, undiscounted. We will be sending the order to Craft Supplies the first week of January. This will enable people to get their checks to Gary Friemann by the January meeting. We anticipate having the order on site by the end of January. Duane

January Meeting

Sarah Felicelli on Winter Wood Identification -Sarah Felicelli will again join us to discuss how to identify trees in the winter time. She will be using branches, bark, etc to help identify different species of trees. If you enjoyed he presentation last year, this one will also be very enjoyable.

CRW charter member Aaron Gesicki is making a career change. After 40+ years in the foundry business, Aaron is moving to Boulder, CO as the Chief Operating Officer of a new start-up company that will be making and selling the world's best turning and edge tools – Stuart Batty Enterprises. Stuart and Aaron start putting things in place in January and should be in production later in the year. Amy Blackburn will be the Controller of the new company.

Hello all, I am a really new member of the club and a rank amateur turner, but am working to change the amateur part. I have a lead on at least two standing trees, a box elder and a red cedar, my former neighbor who moved to Pepin WI has several trees in his yard he plans to cut. And I do not know the species of the others. I have not seen them, but they surely have some really nice bowls, vessels etc within them awaiting liberation. Cutting them and moving them around is more than I am willing to undertake at this stage of my life so I am looking for the level of interest in teaming up with members to cut, block up, Anchor Seal and transport. This could be done just sharing the harvest or sold by the club for fund raising or however. The guy would probably want the tops cleaned up and removed or something too. I realize Pepin is a hike from La Crosse. I live in Buffalo City so it is not so far for me to travel. I will be at the January meeting to further discuss this. John Griffiths griff@mwt.net

FOR SALE: 1 Trend Air Mask System with extra battery Extra face shield protectors and Filters Used one year Price, \$175.00 (New Price \$250.00) Will be at the next meeting with it.

Thanks Jim Frank



Instant Gallery



Happy New Year! 2010 is the club's 9th year of serving a membership that spans three states. The club's steady growth to almost 90 members has been a pleasure to serve and observe. We have an established pattern of how-to demonstrations, challenge events, local presentations, and hands-on sessions providing opportunities for all members, from beginning through accomplished turners.

Now that we have a full size lathe, how about seeking a professional turner for a demonstration? If you have a suggestion please contact Duane Hill or myself and we'll scope it out for the club's approval. As in the past, the club is also interested in whatever opportunities there might be for offsite visits to facilities that serve or are related to woodturning. Previously this has included managed forests, processing of free trees and a pattern shop replacing wood with plastic in its processes.

The American Association of Woodturners (AAW) continues to provide more sources and opportunities for its chapters in many facets of woodturning. New for 2010 will be 6 issues, up from 4, of the magazine allowing more how-to articles for all levels of experience. Also new this year is the sales venue for members to sell their work. I suggest you check out all new developments at the site: Woodturning.org. While on the topic of AAW, The 2011 AAW symposium will be held in St Paul, MN. These annual June symposiums always include the opportunity of a "Chapter Collaborative Challenge." This is where several members of a chapter collectively design and build a piece of turned work for display during the symposium. With St. Paul in our "back yard" how about a collective challenge effort from CRW for 2011? All skill levels contribute – its not just for "master-turners." Contact Duane Hill for more information.

As I write this letter in the first days of January 2010, Duane informs me that the tool order to Craft Supplies is approaching \$5,000. It is good to see members acquiring good tools and materials for turning. This effort, combined with the sharing of experiences of club members, makes for a great learning environment. For our new and beginning members the club has a tool crib of lathes and tools which may be checked out meeting to meeting, as well as how to books from the library.

Safety is a continuous issue in woodturning. Looking back I see it has been a number of years since we held a "chainsaw" safety demonstration and how to cut trees for turning blocks. June is looking like a good month to do this at our home studio, and include a picnic after the demo. Let me know your thoughts.....

We, the officers of CRW, look forward to providing another great year of activities for all members. We want your input, so please communicate with us on your thoughts or concerns about woodturning and the club's direction of service. The Prez Sez – "Stay Sharp!"

Holmen Empty Bowls Supper – We ended up sending 24 bowls to Holmen High School for their Empty Bowls Supper. Thanks to Odell Anderson, Paul Woelper, Tom Mruz, Bob Patros, Lou Bray, Jeff Merten, Roger Meyer, Clyde Cassell and Phil Miller for contributing bowls. Duane

CRW Mission Statement: *To promote, to educate, and to inspire ourselves and others in the fine art of turned wood.*



CRW Officers

President:

Bill Gautsch

608-783-7171

bgautsch@charter.net



Treasurer:

Gary Friemann

507-498-5692

gfriemann@jenningsbank.com



Vice President:

Greg Zeller

608-779-1294

dsnider@centurytel.net



Secretary:

Mike Henderson

608-781-1056

AsterPlace@charter.net



BOARD MEMBERS

Newsletter Photos

Jim Frank

608-781-8092

jhfear@centurytel.net




Tool Czar:

Bob Patros

608-788-6839

rjpatros@gundluth.org



Program Director:

Duane Hill

608 783-0883

dlh@dairynet.com



Webmaster:

Ken Grunke

608-625-2412

kengrunke@gmail.com



CRW Club Mentors

Boxes & surface enhancement.

Experimental techniques, tool making, And metalworking.

All areas of turning and finishing.

Fundamentals.

Fundamentals.

Spindle turning.

Turning fundamentals.

Pam Reilly Elgin, MN.

(507) 876-1195 gpreilly@embarqmail.com

Ken Grunke La Farge, WI.

(608) 625-2412 kengrunke@gmail.com

Duane Hill Onalaska, WI.

(608) 783-0883 dlh@dairynet.com

Shannon Storkel Tomah, WI.

(608) 374-2242 stork1@centurytel.net

Bob Patros La Crosse, WI.

(608) 788-6839 rjpatros@gundluth.org

John Fisher Holmen, WI.

(608) 526-4692 minnow1974@charter.net

Greg Haugen Chaseburg, WI.

(608) 483-2988 ghaugen@live.com

Instant Gallery



DUES FOR 2010 ARE DUE

Membership dues for 2010 will be \$35 for the year. Family members of fully paid members may join for \$15. For example, a member and their spouse would have a total annual membership fee of \$50.

Please make your check payable to "CRW," or cash is acceptable also.

You may pay at the January meeting or mail your dues to me.

NOTE: Your name will be removed from the mailing list if dues are not paid by the **February** meeting!!

New for this year – Seniors over 80 and students receive a \$10 discount, making their dues \$25.

Gary Friemann / CRW Treasurer
19444 Nine Oaks Road
Spring Grove, MN 55974

Monthly Tip Rules of thumb for hollowing. As a rough rule of thumb, the diameter of the hollowing tool, in decimals, multiplied by 10 will yield the maximum length over the tool rest that can be reached. Ie, 1/4" shaft (.25 incher = 2.5" over tool rest)

Shaft Diameter	Reach Past Tool Rest
1/4"	2.5"
5/16" (.3125)	3"
1/2"	5"
5/8"	6.25"
3/4"	7.5"
1"	10"
1 1/4"	12"

A-Line Demonstrations

Greg Haugen – January 23 9-11 AM.
Resawing and Drying Wood

Duane Hill – February 6 9-11 AM.
Lathe Tool Maintenance and Sharpening

FROM THE TREASURER: Quarterly Financial Statement – ending 12/31/09

Balance as of 9/30/09 **\$3,568.47**

Income:

Dues	\$1,875.00
Lathe fund donations (incl. wood and tool sales)	\$1,561.00
Hats and wood sales	\$125.00
Tool sales (for scholarship fund)	\$19.00

Total Income **\$3,580.00**

Expenditures:

Onalaska Community Center	
rent for Jan, Feb, March '10	\$225.00
Demonstrator fees	\$100.00
AAW membership renewal	\$48.00
Postage, supplies, library materials	\$6.22
Lathe purchase	\$2,000.00
Storage area expansion	\$77.38
Lathe wheel base	\$180.00

Total Expenses **\$2,636.60**

Balance as of 12/31/09 **\$4,511.87**

Earmarks: Scholarship fund \$119.00
Lathe fund \$2,846.00

Less cost of lathe	\$2,000
Storage expansion	\$77.38
Wheel base	\$180.00

Balance **\$588.62**

Duane Hill

I grew up in southern Colorado. I have one sister, who lives in Richland, Washington. My folks are still living in the same house they had built while I was in kindergarten. I have lived all over the country. I married my wife Sandi about 5 years after I moved to Wisconsin 21 years ago. I have a daughter, Marisa, who lives in Boise and two step-daughters, Tiffany and Diana, who live in the La Crosse area. My mom was an elementary school teacher and my dad was a printer/insurance salesman. My dad was a hobby woodworker, working mostly with general carpentry and scroll saw. I learned most of my early woodworking from him and from Boy Scouts. Doing woodworking in southern Colorado, you looked at what you could do in pine, forget hardwoods (we are so fortunate here to have such a variety of woods to work with). Other than that, I had no formal training in woodworking., much less woodturning.



I got my first lathe approximately 25 years ago. It was a Sears Craftsman lathe with two hollow steel tubes for the bed. I also picked up a set of Craftsman lathe tools. I still have and use the parting tool from that set. I also still have two of the scrapers from that set, though they have been reshaped many times. I was pretty much self-taught on the lathe, picking up any books I could find on the subject. I




was fascinated with wood turned objects and still am today. All together, I have had a total of 8 lathes in the last 27 years; including the Oneway 2436 I currently have and two Jet mini lathes that I use for demos and teaching. At one point, I even built my own bowl lathe, the MyWay lathe (Greg Zeller currently has that lathe).

When I first started, I had no one to ask questions of, so it was pretty much trial and error. There were many times I would try something and that didn't work and the project would sit for a bit while I thought of another way to accomplish the task. I kept picking up any woodturning books and/or tapes. The first video I saw was by Del Stubbs. That really opened my eyes as far as sharpening technique and what you could do. Since then, I have been fortunate enough to have individual classes with Alan Lacer, Kip Christensen, Dale Nish, Rex Birmingham, Mike Mahoney, Lane Phillips, Kirk DeHeer, Jimmy Clewes, David Elsworth and Stuart Batty. I took a 3 day class with Kip Christensen in Utah and then a five day Utah 5 class with Kip Christensen, Dale Nish, Rex Birmingham, Mike Mahoney and Lane Phillips. What a treat that was! I would encourage anyone, if you are serious about improving your skills, in taking a class for 3-5 days with a professional. I enjoyed all of the classes, but especially the Utah 5 Class. I also learned a lot from Jimmy Clewes and Stuart Batty.



As one of the originators of CRW, my ultimate goal was to provide a means for woodturners in our area to feel comfortable about asking questions and for beginners to not have to go through all the trial and error I did. My ultimate goal is to teach woodturning to high school tech ed teachers, kind of a train the trainer set up. If we are to get the younger generation involved in this fun and addicting hobby, we need to start in the middle schools and high schools. I




think the growth in our club has been nothing short of fantastic. The fact that we have such an active club and everyone is willing to share ideas really warms my heart. I feel extremely fortunate to be part of this group and hope to be a part for many years. Duane



There has been some interest to do a collaborative project for the 2011 AAW symposium. So I asked Duane Hill if he would be interested in doing a project together. We started with the idea to make 3 bowls, one for each of us and one for next years Holmen empty bowl supper. We shook on it on 12/31/09, today is 1/2/10 my job was to prep the lumber and I brought 2 setups to begin with. I will point out that this is not just cut a board and make a bowl. We are working on different ways of doing things. The idea in our collaborative project is to explore the different ways to make a one board bowl. The concept is simple and the out come will be different. Our goal is to think outside of the box, We will up date you as the project progresses.

Here is a question for you, when you think of the Midwest what comes to mind. Other then The Packers and Vikings, or the Vikings and Packers. Email me with your thoughts pmiller010@centurytel.net Put **"CRW Midwest"** into the subject line. Till next time stay warm. Phil Miller

I have for sale a few tool handle inserts of the type available for the Tool Day meeting this past summer. These are finished, ready to insert in your own handle, drilled for 3/8" shank tool shafts, and with a 1/4-20 tapped hole for your setscrew or wingnut. Use epoxy or polyurethane glue (Gorilla Glue) to hold the insert in a 1/2" hole in your handle.



These are \$9.00 each and I can drop them in the mail USPS First Class for an additional \$2.00. You can pay by Paypal to kengrunke@gmail.com using your Paypal account or you can also use your credit card through Paypal without needing a Paypal account. Also by USPS Money Order or personal check mailed to: Ken Grunke 10418 County Hwy A La Farge, WI. 54639



A new Chapter In the AAW is finally taken shape. **The segmented Woodturners.** This is a group from around the world. The website is: <http://www.segmentedwoodturners.org/index.php> Check it out

This chapter is all about segment woodturning. As it grows the tutorials will grow. Members share techniques and ideas in the forum. They have a large gallery of members work, for the short time that the chapter has been around (June 2009) there are 463 members as of to-day. This is a chapter of AAW and it is totally based on the internet. No monthly meetings, but they plan on having a yearly symposiums. Phil

Photo Of The Week At
Segmented Woodturner
Spirits
By Lou Landry

12"H x 7"W

Sycamore and Purple Heart
Made in three sections



Great Job On
the Pictures
by
Jim Frank



The photo was chosen from the AAW Forum Gallery


By Thomas Daluisio

12 inches long by 10 inches tall, Tube is Redheart, Spindle is Bloodwood, Base is Paduk tip is Bocote

<http://www.woodturner.org/>

Photo from the AAW Gallery

Coulee Region Woodturners Chapter of the American Association of Woodturners



Phil Miller / Editor
2831 Onalaska Ave.
La Crosse, WI 54603
Phone: 608-781-5342
Email: pmiller010@centurytel.net

"A Turn For the Better"

**Next Meeting
Onalaska Community
Center on Saturday,
January 16 2010 at 9am.**

Here's a map to help those who aren't sure where we meet. It's the Onalaska Community Center at the intersections of Quincy & 6th Ave North in Onalaska, Wisconsin. 608-783-9290

We'll start the program promptly at 9am, so get there early to avoid getting a Uecker Seat.

Chairs are provided.

We'll have coffee, so donuts are ALWAYS welcome.

