

One Good Turn

Coulee Region Woodturners Chapter of the
American Association of Woodturners

October 6 2010

www.crwoodturner.com

Volume 10, Issue 10



In This Month's Issues

Up & Coming Events.....	1
Prez Sez	2
Officers & Board Members.....	3
Club Mentors.....	3
Jim Frank Bio.....	6
Duane's tool review	4
Sept Pictures	5-7
For Sale	7

Upcoming Meetings

October 2010 – Jim Anderson will be doing a demo on making wooden hats.

November 2010 – CRW will be bringing Alan Carter for an all day demo.

December 2010- Wendell Ziegler will be showing us his mirror coat fill technique

Open Shop Night – Open Shop Night is held Tuesdays at Duane Hill's shop, 808 Quincy in Onalaska. The topic is free format and anything applying to woodturning goes. This is a great chance to ask questions, try new techniques or just BS about woodturning.

Please call, 608-783-0883, if you plan on coming over to make sure Duane will be there.



Alan Carter Demo – CRW will be brining Alan Carter in on November 20 for an all day demo. This is a free demonstration offered by the club to all club members. Non-members may attend, but there will be a charge. The meeting will run from 9:00 to approximately 4:00. We are also trying to get enough people for a hands on session with him on Sunday, November 21. Currently, we have 6 signed up and we could hold 4-6 more. All club lathes have been checked out for the event, so if you are interested, you will need to bring your own lathe. Contact Duane Hill if you are interested in the hands on session.

Also, we need someone to host Alan for Friday, Saturday and possibly Sunday nights. Alan needs a place to stay and breakfast and dinner. Contact Duane Hill if interested in hosting. Alan just recently demoed at the Chicago symposium. He will be showing us how to do long stemmed goblet, where the stems are approximately 1/16" thick. Check out his website at <http://www.alancarterstudio.com>. Also, check out Wood Central (www.woodcentral.com) and check out his article on how he

Alan Carter, our demonstrator in November, just published an article in one of the New Zealand woodturning magazines. If you go to wood central (www.woodcentral.com) and click on the turning message boards you can view the article. The title of the thread is "Congratulations Alan *PIC. Good read and give you some insight to the upcoming demo.

Woodturning Classes at WTC – Starting to put together the class syllabus for an intermediate woodturning class in January. WTC will also be offering the beginning class again in January

Jim Anderson This months demonstrator .

This month we are going to talk about making wooden hats, specifically cowboy hats. I'll show how I make them and explain all I can about the process. They are challenging but rewarding when they turn out good.

Instant Gallery



Paul



Ansel Hearn



Denis Falch



Jim Frank



Greetings

The fall colors have arrived, along with cooler temperatures and thoughts of indoor shop projects – right after the outside list is done – right?

This is my 10th Prez Sez letter. Coincidentally about this time 10 years ago our chapter founder, Duane Hill, was thinking of the American Association of Woodturners and starting this chapter. As I recall we met at the Onalaska Library in January with about 10 people attending. Membership now exceeds 80 with meeting attendance averaging 40 to 50 members each month. Quite the accomplishment!

It has been a very interesting life cycle for the club, bringing in many nationally and some internationally known demonstrators as well as our very own gifted turners for the benefit of the club. Membership spans the tri-state area. There has been tool making, hands on demonstrations and picnics with off site demonstrations. All brought about by some hard working members for the pleasure of all.

With the CRW's 10th anniversary next year and the 2011 AAW Symposium in St. Paul, Minnesota it should be an exciting 2011. As always, changes are imminent in any organization. There needs to be new experiences for the benefit of all membership through new leaders with new ideas. Historically it has been difficult to encourage members to step up and participate in operating and overseeing this fine chapter. There must be willing participants if the Coulee Region Woodturners is to continue successfully into its second decade.

All officer positions are available annually, elected by ballot of the membership. Current officers may serve more than one term if re-elected in the annual elections. For 2011 Coulee Region Woodturners must elect a new president and a new secretary. The position of Program Director will also require a new appointment. Please consider what this club has provided you in experiences and camaraderie through spinning wood and making chips. Volunteer to be an officer and participate in guiding the future of the club. It is rewarding.....

Stay sharp and turn safely,

Bill Gautsch

Rich Egan



Mike Mickelson



CRW Mission Statement: *To promote, to educate, and to inspire ourselves and others in the fine art of turned wood.*



CRW Officers

President:

Bill Gautsch

608-783-7171

bgautsch@charter.net

Vice President:

Jim Frank



Secretary:

Mike Henderson

608-781-1056

AsterPlace@charter.net



Treasurer:

Gary Friemann

507-498-5692

gfriemann@jenningsbank.com

CRW Club Mentors

Boxes & surface enhancement. Pam Reilly Elgin, MN.
507-876-1195 gpreilly@embarqmail.com

Experimental techniques, tool making, and metalworking.
Ken Grunke La Farge, WI. 608-625-2412
kengrunke@gmail.com

All areas of turning and finishing. Duane Hill
Onalaska, WI. 608-783-0883 dlh@dairynet.com

Fundamentals. Shannon Storkel Tomah, WI.
608-374-2242 stork1@centurytel.net

Fundamentals. Bob Patros La Crosse, WI.
608-788-6839 rjpatros@gundluth.org

Turning fundamentals. Greg Haugen Chaseburg, WI.
608-483-2988 ghaugen@live.com

Spindle turning. John Fisher Holmen, WI.
608- 526-4692 minnow1974@charter.net

BOARD MEMBERS

Program Director:

Duane Hill

608-783-0883

dlh@dairynet.com

Newsletter Photos

Jim Frank

608-781-8092

jhfbear@centurytel.net

Webmaster:

Ken Grunke

608-625-2412

kengrunke@gmail.com

Tool Czar:

Bob Patros

608-788-6839

rjpatros@gundluth.org

Newsletter Editor

Phil Miller

608-781-5342

pmiller010@centurytel.net

Librarian

Jack Fitzpakrick

608-781-8167


jcfitz@charter.net

Assistant Librarian

Paul Schumacher

507-452-2482

pschumacher@winona.edu



Rockler Lathe Tool Holder - Review by Duane Hill

Rockler's new lathe tool holder consists of a circular platform with multiple holes for two different sizes of lathe tools. The center portion of the platform also contains space for other accessories, such as pencils and measurement tools. The platform is attached to the lathe bed by means of an "S" shaped rod and a bracket that fits between the lathe bed. The bracket is sized to fit most mini/midi lathes and 12" lathes. It also comes with a "T" nut to enable the user to make a wooden bracket to fit their lathe. The platform pivots on the "S" rod and can be moved around as needed. We recently used the platform while demonstrating at the Great River Folk Festival.

The Rockler lathe tool holder was used during this demonstration and the turners were asked to give their comments. We were using a jet mini lathe for the demonstration. Initially, the tool holder was placed on the tail stock side of the lathe, outside of the tailstock. This was somewhat limiting, in that if you wanted to remove the tailstock, you had to remove the tool holder first. This was solved by placing the tool holder up against the headstock. In this position, the tool holder was more accessible and did not have to be moved with the tailstock. The smaller holes on the platform were made for smaller tools. However, they work great for holding drive centers, live centers and such. The larger holes hold most lathe tools well, the tool handle up. The only drawback was the larger holes did not fit some larger bowl gouges.



All in all, the tool holder worked well. Positioned by the headstock, it kept the tools out of the way but easily accessible. The tool holder would work well with smaller to mid sized lathed. A separate holding plate would need to be made for larger lathes. An improvement would be to add some larger holes and not as many small holes. Rockler has been notified of some of the suggestions.

Link to tool holder:

<http://www.rockler.com/product.cfm?page=22632&filter=Rockler%20lathe%20tool%20holder>



Monthly Tip – I just read this tip in a list of tips from Woodworker's Journal. I haven't tried it yet, but it sounds intriguing. If you are getting tear out on a soft wood (ie box elder) try applying some shaving cream to the area, wait a few minutes and try cutting again. The shaving cream penetrates just below the surface and allows for a cleaner cut.



Jim Frank - Close to 70 and still kicking

Going on three years ago I watched Duane Hill present at A-Line and I was fascinated with what I saw. The only time I turned in the past was in vocational school 48 years ago and that was on a metal lathe. I liked it then, but chose a profession in Heating, Ventilating, Air Conditioning and Sheet Metal for my main occupation. I started teaching my trade 32 years ago and my last assignment was Training Manager for Trane Europe. I lived in France for 4 years and had an opportunity to watch some old world craftsmen.

I retired on a medical leave 5 years ago and sold all the tools of my trade. After watching Duane at A-Line, I decided to purchase wood working tools and a lathe. I did some refinishing work but soon found out how much fun it was to turn. I saw Duane present a second demonstration and lost my shyness enough to talk to him. He invited me to a club meeting and the rest is history.

I started my purchases on the small side and found out that the tools were not big enough. A-Line was very happy with me and my shop grew to the equipment you see in the photos. My skills have also picked up but I am still growing. Due to my illness I needed hand surgery on both hands and find that turning small objects are not my cup of tea. So I am stuck on making big things.

Most of what I have learned has come from fellow turners. When I watched Denis, Jim, Ansel, Pam, Rich and many others do their favorite turnings I get excited by what I see and have the guts to try something new. I am very impressed by the talent we have in the club. We are very lucky to have people share their skills with us.

In the past 3 years I have volunteered for several posts within the club. I have been Librarian, Photographer and was appointed to the position of VP. after Dennis Snider left. It has been my pleasure to help the club out in these positions.



We need more of you to help out in various positions that come up every December. We are all shy but we are all friends in the club. Every position is important and we all have to learn by making some mistakes. Remember, we have all sent bowls across the room and sometimes they have wound up in the fireplace. Holding a meeting is the same, all we can do is try.

I would not have the skills I now have with out the CRW Club.

Thank You for your help and support.

Jim






For Sale Delta Iron Bed Lathe 14" swing 3/4 Hp. 43" between centers. The head stock moves to allow larger turnings off the other end of lathe. Brand new belt and sheave, roller set to wheel lathe around included, clean and ready to go, no problems just wanted a bigger lathe. \$450.

Call John Fisher at 526-4692 leave message is no answer.



Great demo to spin metal takes years of training and practice makes perfect. Just like wood turning, turn and learn. Thank you for coming Mike it was a great demo. Phil



Phil Miller / Editor
2831 Onalaska Ave.
La Crosse, WI 54603
Phone: 608-781-5342
Email: pmiller010@centurytel.net

"A Turn For the Better"

**Next Meeting
Onalaska Community
Center Saturday,
October, 16 2010 at 9 am.**

Here's a map to help those who aren't sure where we meet. It's the Onalaska Community Center at the intersections of Quincy & 6th Ave North in Onalaska, Wisconsin. 608-783-9290

We'll start the program promptly at 9am, so get there early to avoid getting a Uecker Seat.

Chairs are provided.

We'll have coffee, so donuts are ALWAYS welcome.

