



One Good Turn

Coulee Region Woodturners



Chapter of the American Association of WoodTurners

March 9 2011

www.crwoodturner.com

Volume 11, Issue 3

Mike Hunter will be demoing his line of tools at our March Meeting.



CRW Goblet Display at Gundersen Lutheran

Goblet Display Update and Change of Plans. The Goblet display is set up on the 3rd floor of the main Gundersen Lutheran Clinic in LaCrosse. I have received several compliments on all your work, and amazement on how we do it! Go see it in person, the picture I took does not do it justice. Also, I would like to thank my daughter, Alexa, for the fine job she did on writing out all of the name cards for us. Great job, Lex !!

The change of plans is this. Once completed, I would like to move the exhibit from the current site to a new location at GL-Onalaska. Our current exhibit ends in May, and I have reserved the Onalaska location from mid-June through July for the next one. I would plan on returning your goblets to you at our August or September meeting, whichever is at the usual location in Onalaska. However, if the majority of people want their goblets back in May, I will likely not do the next display for lack of pieces. Let me know by e-mail. If some of you have not had a chance to be part of the current display, you are welcomed to bring me up to 2 goblets for the GL-Onalaska display. I can collect them at our May meeting. Please bring packaged, with name and type of wood on each one.

Thank you,
Bob Patros

CRW Mission Statement: To promote, to educate, and to inspire ourselves and others in the fine art of turned wood.

CRW Officers



President

Jim Frank

608-781-8092

jhfbear@centurytel.net



Vice President

Bob Patros

608-788-6839

ripatros@gundluth.org



**Secretary,
& Newsletter**

Phil Miller

608-792-1497

pmiller010@centurytel.net



Treasurer

Gary Friemann

507-498-5692

gama@springgrove.coop

Technical Advisors



Program Director

Paul Woelper

507-895-1036

pswoelper@aol.com



Club photographer

John Griffiths

608-248-2782

griff@mwt.net



Librarian

Jack Fitzpakrick

608-781-8167

jcfitz@charter.net



Webmaster

Ken Grunke

608-625-2412

kengrunke@gmail.com



Tool Czar

Clyde Cassell

608-654-5727

dovetailfarm@yahoo.com



Asst. Librarian

Paul Schumacher

507-452-2482

pschumacher@winona.edu

CRW Club Mentors

**All areas of turning and finishing. Duane Hill
Onalaska, WI. 608-783-0883 dlh@dairynet.com**

**Fundamentals. Bob Patros La Crosse, WI.
608-788-6839 ripatros@gundluth.org**

**Experimental techniques, tool making, and metalworking. Ken Grunke
La Farge, WI. 608-625-2412 kengrunke@gmail.com**

Spindle turning. John Fisher Holmen, WI. 608- 526-4692 minnow1974@charter.net

Fundamentals. Jim Frank Onalaska, WI. 781-8092 jhfbear@centurytel.net

Segmented Turning. Phil Miller La Crosse, WI. 792-1497 pmiller010@centurytel.net

Getting started at our meetings

We have been getting a little lax in getting started at our club meetings. In three years of my membership, we started meetings by just calling out lets get started. As time has gone on, socializing has gotten stronger and the simple voice call out went from the simple voice to a yelling voice, to a whistle, to a blown whistle to a hammer and gavel. Since some people are hard of hearing, we have thought up another way.

At this next meeting, we will flash lights 5 minutes before the meeting time of 9:00 AM and Clyde has and will bring a ringside bell with a hammer to be used at 9:00 AM. (That's if he can find it). It will be beat on twice if members have forgotten to watch the time. No, no girls will be holding up signs walking around as they do at ringside, sorry.

Thanks for helping the meeting start on time. Jim

How about a safety tip/lesson for this newsletter? This past Friday, I got up as I usually do thinking, what do I want to do in the shop today? The last thing I wanted to happen was nearly cutting my thumb off my hand, which is exactly what took place a couple hours later. As I look back on the events, I realized I violated a handful of safety rules, ones we all could recite if asked. Funny I thought I was really good at safety. But as I learned, safety only works when we practice it!

So here are the details. Where it happened-- At my beloved band saw. What I did right-- I kept a cool head, wrapped my hand and applied pressure, and went to my neighbor for help. (Lucky for me I had just attended a CPR/first aid class at work the day before).

So here are the details. Where it happened-- At my beloved band saw. What I did right-- I kept a cool head, wrapped my hand and applied pressure, and went to my neighbor for help. (Lucky for me I had just attended a CPR/first aid class at work the day before).

What I did wrong-- I had a lot of clutter around my work area, I was in a hurry, my guard was too high, I was cutting with a dull blade, I didn't have an emergency plan in place, I didn't use push sticks. Obviously there were a lot of factors that led to the incident. Instead of practicing safety, I thought it wouldn't happen to me. There is probably a lot more but I am feeling a bit beat up!



So here is the tip: Safety is not just what we should do, it should be the first tool we pick up when we enter our shops, considered with every decision and practiced at all cost. There is no substitute for safety! Guys, please learn from my mistake, 8 stitches and 4 hours in the hospital, too close to losing my thumb. Safety is the only way to approach our craft. Don't make a permanent reminder on your hand like I almost did. Happy and SAFE turning. Paul W.

Fun Day at Clyde Cassell's Studio


Sat. March 5th 2011 we had fun at Clyde's studio in Cashton, Wi. We were all invited to see and use Clyde's equipment and tools and some of his many bowl blanks. Those attending were:

1. Phil Miller
2. Jim Frank
3. Jack Fitzpatrick
4. Eddy Holz
5. Larry Mc Taggart
6. Clyde Cassell

Clyde has many turning interests some of which are Bowls, Figures and Boxes. His studio is located on the side of a hill overlooking a very nice valley. Next to his shop is a very nice log cabin that is used by his wife who is a quilter. For those of us who came we all thank Clyde for his hospitality and use of his shop. Jim



Safety Tip I was turning a piece of Cherry at Clyde's on Saturday I had on a turners smock, with short sleeves. The piece had some bark on it, and I had worked over this area. The bark turned into little missiles, and blasted my arm it looks like I had been shot with buck shot. Phil



Safety Glasses:

As with all woodworking, safety glasses are the most important piece of safety equipment. There are numerous styles of safety glasses. Try out the many styles that your woodworking supplier offers, and find a pair that you'll be comfortable wearing. Be certain that the pair you choose incorporates impact resistant lenses and side screens to protect against debris created by your power tools.

Face Shield:

A face shield is a good idea when wood turning, as chips tend to fly in any direction. A clear, impact resistant full-face shield will keep these flying chips and debris out of your face, helping you to avoid distraction when turning.

Up and Coming Meetings Paul Woelper

April Paul Woelper Ring Holder

May John Fisher Platters

June Roger Meyer First ten years What I learned. Odd's and Ends

A-line Demo With Duane And Jim



Open Shop Night – Open Shop Night is held Tuesdays at Duane Hill's shop, 808 Quincy in Onalaska. The topic is free format and anything applying to woodturning goes. This is a great chance to ask questions, try new techniques or just BS about woodturning. Please call, 608-783-0883, if you plan on coming over to make sure Duane will be there.



C. R. W. News Page

A question from John : John is wanting to learn how to get a better finish on his bowls. OK, my reference was to getting the smoothest possible final cuts on a dry cross grain piece such as a bowl, to minimize sanding. Hopefully smooth enough to start with say 150 or 180 grit paper, and not having to sand away tear outs. I do my finish turning with a gouge, not a carbide tool, and maybe I do need to pay more attention to sharpening. Making a trip to the grinder right before the last few finish cuts. Answer: Sharp tools are one thing that makes a better finish. When I am looking for an answer I search out an article that will give me some answers. When I was in Eau Claire, this last fall, Lyle Jamison was next to our booth and he grabbed a Gouge and played with the piece that I had in my lathe. He shaved the piece to a smooth as glass finish. Here are some links on articles that he has published; <https://www.lylejamieson.com/instruction-classes/documents/AAWArticle-FearFactor-Winter06.pdf> and here is a list of his published article. <https://www.lylejamieson.com/instruction-classes/index.asp>

Contact our mentors, try to get together with Duane Hill on a Tuesday at Open Shop Night. It maybe the way the grind is on you tool. Call Duane ahead of time so he has an idea what you want to do. Hope this will help you, our club has a lot of great turners to help. Thanks for your question hoped this helped. Phil

From the Editor;

Phil here I want to have this page of our News Letter to focus on different areas of wood turning. Like what do you like to do on the lathe? Pen work, Raw bowls, Segmented turning. So what are your interests, this page will be broke down to show techniques that work and what doesn't work. So e-mail me with what you like to do, and send in your thoughts. This our News Letter share what you like to do.

Phil pmiller010@centurytel.net

Club Calendar Events & Club Meetings For 2011

March Meeting 3/19/2011

Officers Meeting 3/3/2011

April Meeting 4/16/2011

Officers Meeting 3/31/2011

May Meeting 5/21/2011

Officers Meeting

June Meeting 6/18/2011

AAW St. Paul, MN - June 24 - 26, at the St. Paul River Centre

La Crosse RiverFest

July Meeting 7/16/2011

August Meeting 8/20/2011

Great river folk festival UWL

September Meeting 9/17/2011

October Meeting 10/15/2011

Holmen Empty Bowl


Festival Of Trees

November Meeting 11/19/2011

Veterans Day 11/11/2011

Pens For Troops

December Meeting 12/17/2011



25th Annual AAW symposium, to be held in Saint Paul, Minnesota, Friday June 24 through Sunday June 26, 2011, at the [Saint Paul RiverCentre](#).

Secretary Notes

Treasures Notes

We have finished the 2011 membership at the end February, so if you haven't sent in your dues it is time please see Gary at this meeting or contact him at: gama@springgrove.coop or 507-498-5692. Also if you have an old e-mail address, please discard it and use this new address.

Advisors notes

Tool Advisor

We have some tools that are being tested by members, if you would like to try them contact Clyde Cassell.

Program Director

March Meeting Hands on with Mike Hunter

Paul has put together a great line up of Demonstrations for the first half of this year. Thank you Paul

Librarian

Jack has been putting together a plan to build a new book case and he is looking for some help to put this together. Get a hold of him and see if you can give him a hand. He is looking for some hardwood donations. jcfitz@charter.net or 608-781-8167

Clubs actions

Our Goblet Display at Gundersen is a huge success. Thanks Bob

Club Business

We are planning on going to the VA Hospital to do a demonstration on Saturday April 9th. We will be there at 8am to set up and the Demo will start at 9am to 11am

Looking to learn more about your interests when it comes to Woodturning Contact me at: pmiller010@centurytel.net Phil

We will start to put together the Club Directory in March look forward to getting that out to you.

I asked in the last issue to send in questions that you have to improve your turning time. Are you struggling with a problem, and want some answers. I am working on one members question and will get some answers to his problems. What about you, do you have a question about something, we will share this with the membership after we have given you some help. So send your questions to me at: pmiller010@centurytel.com If you don't want it published that's ok lets get these mentors to work on your Issue. Thanks Phil

We Need Your Help, And March Is Getting Closer!

We need some help members, time is slipping away. This is a club project, and we need your commitment. At this point in time, 2 bunk beds are being made and Ansel will work on the table. We need many more turners working on this project. Some ideas for trappings at 1" to the foot are:

1. Wood box with stacked wood (1-1/4" wide by 4" long by 3" high)
2. Two easy chairs (Scaled to 1" to the foot)
3. 4 table chairs (Scaled to 1" to the foot)
4. Beer Cans (6 Pack)
5. Whisky Jug (Old Time Ceramic)
6. Deer Horns
7. Canoe Bob P
8. Dishes (1-1/4" diameter X 4)
9. Pots (1-1/4" diameter X 2)
10. Wall Cupboards (2-3" long by 3" high by 1-1/4" deep)
11. Cloth coverings for openings on all cabinets
12. Foot stools for the two easy chairs
13. Pancakes to fit plates
14. Window (with Curtains) Phil M
15. Door with hinges (with door frame) Phil M
16. Carved Moose Head

And many more ideas from the members. We have some things being worked on and we need your help, so Volunteer and take part this is a team effort and a fun project. We have less than 5 months till March contact Duane Hill dlh@dairynet.com or Jim Frank: jhfbeat@centurytel.net



A-Line Tool


MAR 25

DELTA DAYS – EXTRA DISCOUNTS 8:00 AM TO 5:00 PM

MAR 26

DELTA DAYS – EXTRA DISCOUNTS 8:00 AM TO 12:00 PM





Phil Miller / Editor
2831 Onalaska Ave.
La Crosse, WI 54603
Phone: 608-792-1497
Email: pmiller010@centurytel.net

"A Turn For the Better"

**Next Meeting
Onalaska Community
Center Saturday,
March 19 2011 at 9 am.**

Here's a map to help those who aren't sure where we meet. It's the Onalaska Community Center at the intersections of Quincy & 6th Ave North in Onalaska, Wisconsin. 608-783-9290

We'll start the program promptly at 9am, so get there early to avoid getting a Uecker Seat.

We'll have coffee, so
Chocolate donuts are
ALWAYS
Welcomed.

