



One Good Turn

Coulee Region Woodturners



Chapter of the American Association of WoodTurners

May 11 2011

www.crwoodturner.com

Volume 11, Issue 5



Making fishing lures at our
May meeting

Well we have a new club challenge for the May Meeting.

This challenge will be a "Creative Challenge". You will have to put on your thinking caps. Some guide lines are in these words listed below. There are no restriction, so as long as you fall into these categories.

Practicality Whimsical Humorous Offset turning

So good luck on your interpretation, and we are looking forward to you pieces. Phil

This Car Has some Great Paint just thought I would Share Phil



CRW Mission Statement: To promote, to educate, and to inspire ourselves and others in the fine art of turned wood.

CRW Officers



President

Jim Frank

608-781-8092

jhfbear@centurytel.net



Vice President

Bob Patros

608-788-6839

ripatros@gundluth.org



**Secretary,
& Newsletter**

Phil Miller

608-792-1497

pmiller010@centurytel.net



Treasurer

Gary Friemann

507-498-5692

gama@springgrove.coop

Technical Advisors



Program Director

Paul Woelper

507-895-1036

pswoelper@aol.com



Club photographer

John Griffiths

608-248-2782

griff@mwt.net



Librarian

Jack Fitzpakrick

608-781-8167

jcfitz@charter.net



Webmaster

Ken Grunke

608-625-2412

kengrunke@gmail.com



Tool Czar

Clyde Cassell

608-654-5727

dovetailfarm@yahoo.com



Asst. Librarian

Paul Schumacher

507-452-2482

pschumacher@winona.edu

CRW Club Mentors

**All areas of turning and finishing. Duane Hill
Onalaska, WI. 608-783-0883 dlh@dairynet.com**

**Fundamentals. Bob Patros La Crosse, WI.
608-788-6839 ripatros@gundluth.org**

**Experimental techniques, tool making, and metalworking. Ken Grunke
La Farge, WI. 608-625-2412 kengrunke@gmail.com**

Spindle turning. John Fisher Holmen, WI. 608- 526-4692 minnow1974@charter.net

Fundamentals. Jim Frank Onalaska, WI. 781-8092 jhfbear@centurytel.net

Segmented Turning. Phil Miller La Crosse, WI. 792-1497 pmiller010@centurytel.net

Prez Sez,

Thank you Duane Hill for the great Threading Demonstration last meeting. I think that your presentation at the St. Paul AAW Symposium will be well received. Your examples were just like fitting covers to Mason Jars.



I will be demonstrating how to make a fishing lure at this month's meeting. I will have a kit set up with all the parts needed to make the lure. After the demonstration, we will have 7 lathes set up so you can turn your lure body at the meeting. My friend Dennis (A beginning turner and a very good lure maker) will help with the assembly of your lures. When you get home, you can paint them accordingly. He will also show a display of lures he has made before.

You will need to bring a small (3/8") bowl gouge, maybe small skew and a parting tool with you. Some 120 to 220 grit sand paper to finish the lure will be useful. Each kit of material will cost \$2.50. The lure will be a top water bait fashioned by Alan Lacer. The wood you will be turning is Bass wood. Bring your face shield also. See the attached Photo:

Our June meeting will feature Roger Meyer who will discuss many facets of wood turning. It will be a directed discussion of the dos and don'ts we all face while turning. Roger will share his experiences with us during the meeting.

We are getting to the home stretch of the Collaborative Challenge. We need all parts and pieces within the next two weeks to finish the display. If you are working on something please hurry. The display will be at my house.

Jim

Open Shop Night – Open Shop Night is held Tuesdays at Duane Hill's shop, 808 Quincy in Onalaska. The topic is free format and anything applying to woodturning goes. This is a great chance to ask questions, try new techniques or just BS about woodturning. Please call, 608-783-0883, if you plan on coming over to make sure Duane will be there.



Wayne Von Avery

April 22, 2011

Mr. Bob Patros

Coulee Region Wood Turners

La Crosse, WI

Dear Bob,

At Gundersen Lutheran Heart Institute, part of our mission is to help educate the public about the risks of heart disease and the importance of making healthy lifestyle choices. To support this mission, we are planning the *Heart to Heart Health & Wellness Festival* on **Saturday, June 11** at the Gundersen Lutheran-Onalaska Campus.

This event includes a heart walk, educational booths and presentations on heart health, 500 Club® cooking demonstrations, an auto/motorcycle show, games for kids, a Chinese raffle drawing, and more. We anticipate a crowd of more than 1,000 and would like to offer them some wonderful items in the raffle. This is where the talents of the Coulee Region Wood Turners could help us.

We would very much like to showcase donated items made by Coulee Region Wood Turners at the Chinese Raffle. Those who donate will be acknowledged at the event.

All proceeds would benefit heart disease prevention programs and services of Gundersen Lutheran Heart Institute.

I'm sure there are questions and welcome an opportunity to discuss this promotion with you and/or other members of your organization. Please feel free to contact me at [\(608\) 775-4712](tel:6087754712) or through e-mail at djamborn@gundluth.org.

Heart disease touches each of us, either personally or through someone we know. What better way to show your support than through an event such as the Heart to Heart Health & Wellness Festival.

Thank you for your consideration,

David Amborn

Senior Director of Development



Safety Glasses:

As with all woodworking, safety glasses are the most important piece of safety equipment. There are numerous styles of safety glasses. Try out the many styles that your woodworking supplier offers, and find a pair that you'll be comfortable wearing. Be certain that the pair you choose incorporates impact resistant lenses and side screens to protect against debris created by your power tools.

Face Shield:

A face shield is a good idea when wood turning, as chips tend to fly in any direction. A clear, impact resistant full-face shield will keep these flying chips and debris out of your face, helping you to avoid distraction when turning.

Up and Coming Meetings Paul Woelper

May Jim Frank Fishing Lures

June Roger Meyer First ten years What I learned. Odd's and Ends



Photos By
John Griffiths

Wayne Von Avery



Jim Andersen

Jim Andersen – CRW member since 2001

Currently I am the Assistant Controller at the University of Wisconsin-Platteville. I will be retiring June 30 after 27 years at the University.

In 1989 I started making scale models of circus wagons. (See www.circuswagontrain.com) Since 1991 we have been parading the wagons 20-25 times per year around Wisconsin, Minnesota, Iowa and Illinois. This takes up almost every weekend from mid-May to October so I don't make it to many club meetings during that time of the year.

I have become an avid biker. Last year I rode over 5100 miles including 528 miles in 7 days on the RAGBRAI bike ride across Iowa.

In 1999 a friend gave me a Sears mono tube lathe. It took me about 9 months to figure out what to do with it. The UW-Platteville Art Gallery is named after Harry Nohr who was a bowl turner from Mineral Point, WI. After I got the lathe I decided to try turning bowls "like Harry did". I did not have any one to teach me so I bought the AAW video on bowl turning by Russ Hurt and learned all I could from it. Shortly after that I attended the 2001 AAW Symposium in St. Paul. After I got back from St Paul Jim Cox, who was the CRW vice-president at that time and grew up in Lancaster, called me and invited me to a CRW meeting. At that time CRW was still meeting in the senior center on the south side of La Crosse. Most of what I have learned has been from CRW meetings.

After turning a few bowls I decided to try to make the circus wagon known as the Bell Wagon. It had 9 bells. Each one was a different size. I glued up some 2x10's and turned them. Considering how little practice I had I thought they turned out pretty good. After that I quit making circus wagons and spent all my free time turning wood.

I describe myself as a "jack-of-all trades, master of none" kind of woodturner. I like to try different things but I don't consider myself an expert at any of them.

In November 2008 we started the Harry Nohr Woodturners club in Platteville, WI. In 2009 our club started offering beginning and level 2 woodturning classes through the UW-Platteville Office of Continuing Education. I have been the instructor.

I have learned a lot from the CRW meetings. Even though it is more than a 2 hour drive I feel it is worth the time and expense to come to the meetings. You are welcome to come and visit me if you would like to see my shop, see how I do something or want to just talk turning.



Jim Andersen Turnings

Photo's by
Jim Frank



Club Calendar Events & Club Meetings For 2011

March Meeting 3/19/2011

Officers Meeting 3/3/2011

April Meeting 4/16/2011

Officers Meeting 3/31/2011

May Meeting 5/21/2011 Turning Challenge

Officers Meeting 5/5/2011

June Meeting 6/18/2011

AAW St. Paul, MN - June 24 - 26, at the St. Paul River Centre

La Crosse RiverFest

July Meeting 7/16/2011

August Meeting 8/20/2011

Great river folk festival UWL

September Meeting 9/17/2011

October Meeting 10/15/2011

Holmen Empty Bowl


Festival Of Trees

November Meeting 11/19/2011

Veterans Day 11/11/2011

Pens For Troops

December Meeting 12/17/2011



25th Annual AAW symposium, to be held in Saint Paul, Minnesota, Friday June 24 through Sunday June 26, 2011, at the [Saint Paul RiverCentre](http://www.saintpaulrivercenter.com).

Secretary Notes



Treasures Notes

We have finished the 2011 membership at the end February, so if you haven't sent in your dues it is time please see Gary at this meeting or contact him at: gama@springgrove.coop or 507-498-5692. Also if you have an old e-mail address, please discard it and use this new address.

Advisors notes

Tool Advisor

We have a new Chuck. We have some tools that are being tested by members, if you would like to try them contact Clyde Cassell.

Program Director

May Meeting Jim Frank, Fishing Lures

Paul has put together a great line up of Demonstrations for the first half of this year. Thank you Paul

Librarian

Jack has been putting together a plan to build a new book case and he is looking for some help to put this together. Get a hold of him and see if you can give him a hand. He is looking for some hardwood donations. jcfitz@charter.net or 608-781-8167

Clubs actions

Our Goblet Display at Gundersen is a huge success. Thanks Bob

Club Business


Looking to learn more about your interests when it comes to Woodturning Contact me at: pmiller010@centurytel.net Phil

We will start to put together the Club Directory we are making corrections look forward to getting that out to you.


I asked in the last issue to send in questions that you have to improve your turning time. Are you struggling with a problem, and want some answers. I am working on one members question and will get some answers to his problems. What about you, do you have a question about something, we will share this with the membership after we have given you some help. So send your questions to me at: pmiller010@centurytel.com If you don't want it published that's ok lets get these mentors to work on your Issue. Thanks Phil



Jim Frank



Terry Klais



Duane Hill



Jay Johnson



Jennifer & Dan Wilson



Ansel Hiram



What's On Your Mind?

Ask some Questions.

Do you have a tip or a trick Share it.

What's your favorite wood?



Bob Patros




Larry Gehl



Terry Snowden



Wendell Zeigler



Phil Miller / Editor
2831 Onalaska Ave.
La Crosse, WI 54603
Phone: 608-792-1497
Email: pmiller010@centurytel.net

"A Turn For the Better"

**Next Meeting
Onalaska Community
Center Saturday,
May 21 2011 at 9 am.**

Here's a map to help those who aren't sure where we meet. It's the Onalaska Community Center at the intersections of Quincy & 6th Ave North in Onalaska, Wisconsin. 608-783-9290

We'll start the program promptly at 9am, so get there early to avoid getting a Uecker Seat.

We'll have coffee, so
Chocolate donuts are
ALWAYS
Welcomed.

