

One Good Turn

Coulee Region Woodturners



Chapter of the American Association of WoodTurners

March 2018

www.crwoodturner.com

Volume 18, Issue 3



Mark Palma was our guest in February, talking about adding embellishments to turnings in the form of texturing and coloring. Well done, Mark! This month, Brent English of Robust Lathes will speak about getting our lathes into proper working order. Thanks to everyone who brought eggs for the challenge and items for the instant gallery.



CRW Mission Statement: To promote, to educate, and to inspire ourselves and others in the fine art of turned wood.

CRW Officers



President
Adrian Novak
608-769-0958

Adrian.novak@charter.net



Vice President
Jim Frank



Secretary
Kris Clough



Treasurer
Phil Miller
608-792-1497

mpmopc@gmail.com



Program Director
Joshua Caldwell

Technical Advisors




Newsletter Editor
Rich Egan
608-784-9970

rjegan@centurytel.net




Club photographer
Kevin Vossler
kvosslerwi@aol.com



Librarian
Virginia Green
608-217-5756

varum527@hotmail.com



Webmaster
Ken Grunke
608-625-2412

kengrunke@gmail.com



Tool Czar
Bob Raasch
608-769-3833

raaschb@charter.net



Asst. Librarian
Karen Frank

CRW Club Mentors

All areas of turning and finishing. Duane Hill
Onalaska, WI. 608-783-0883 dlh@dairynet.com

Fundamentals. Jim Frank Onalaska, WI. 781-8092
jhfbear1@charter.net

Segmented Turning. Phil Miller La Crosse, WI.
792-1497 mpmopc@gmail.com

Experimental techniques, tool making, and metalworking. Ken Grunke
La Farge, WI 608-625-2412
kengrunke@gmail.com

Spindle turning. John Fisher Holmen, WI. 608- 526-4692
minnow1974@charter.net

From a Knot in The Board...

Friends of the wood lathe. We have had two wonderful meetings this year. I thought that Mark did an excellent job of presenting on embellishments. We have two great meetings coming up. This month Brent English of Robust tools will be here to talk about Lathe Maintenance. He does a great job explaining wood turning and equipment. The last time I went to his production facility I spent some money and brought a Robust Scout. That was one of the wisest decisions that I have made while retired. Wonderful equipment, well thought out, worth the money.

April's meeting is our "pro" demonstrator and will bring in Rob Nelson from the east side of the state. His major demonstration will be on off centered turning. Many of us have seen and tried off center spindle work but how about off-center bowls? Rob will be taking us through the process of making off center spindles and off-center bowls and platters. The meeting will be all day from 9:00 AM till 3:30 PM. We will be serving lunch and refreshments. Rob will be bringing examples of his work which includes tremblers. The cost is \$25.00. Please sign up and plan on attending. We need an accurate head count to serve lunch. More at the meeting. Rob will also be teaching two small hands-on sessions the following Sunday and Monday. The fee for the hands-on is \$100. Limit of 8 for Hands-On. Hands-on topics are off-center turning on Sunday and acrylics on Monday.

The Coulee Region Wood Turners is involved in the community. You will see us at several events. We have turned at Nursing Homes, Veterans Centers, for the Home School network, etc. Another spot is at Aline tools. It is important to be out in the public to grow our club. New members bring in more than a few dollars. They bring in ideas, techniques, leadership, ideas and energy. If you know of someone please invite them to a meeting or to join. Many of the craftsmen who do flat work may enjoy seeing what we are doing and may want to try their hand at turning. Please ask them to join. If you know of a place where we can show off our skills, please help us in bring it there. Sometimes there is just a display we can use and that is OK. We will be at Norskedalen this July again. We sent in our reservation and money. More at the meeting.

This month's challenge is to bring a race car. Our local cub scouts are building their Pine Wood Derby cars. Let us see how we can do. Also bring your turnings you have been working on. We all enjoy seeing them. The April challenge will be a finial. Look at the updated calendar in this newsletter.

Isn't it wonderful.
Be Safe, Keep Sharp

Adrian

Our program will be highlighted in a separate article.

February 2018 Instant Gallery



Bob Post



Duane Hill



John Phillips



Marv Meyer



Bob Raasch




Ken Critzman



John Frawley



Merlyn Finley



Smitty Searles



Steve and Carol Stevenson



Ken Garden



Marv Meyer

Denis Falch



John Phillips



Kris Clough



February 2018 Egg Challenge

Odell Anderson



Bob Raasch



Josh Caldwell




Bob Post



Jack Fitzpatrick



John and Adrian



Jay Johnson



Dan Wilson



Duane Hill



Tip #4

From the Safety Corner

Some safety techniques for turners to consider.

This Info comes from the UK's Woodturning magazine, January 2018. Renowned UK turner Mark Sanger has an interesting article, called 18 top woodturning tips. As the info is copywrite, I cannot share pics. I'll try to summarize. He discusses "hose attachments", to use when removing shavings/chips/dust from hollow forms and other tight spaces. He contends that using an air compressor to blow out shavings/chips/dust may cause fine particles to get into the shop air, increasing the chance for respiratory issues. Makes sense to me, especially if turning potentially toxic woods such as walnut, cedar and some "exotic" species. Instead, he fashions various sizes and shapes of tube attachments that can be hooked up to a vacuum system, ie shop vac. These "tubes" can be inserted into the hollow form to "suck" out the debris Vs blowing the debris out. The debris is thus captured in the vac system. In my own shop, I use my shop vac to clean off my clothing, and shop tools instead of using my air compressor. Others have used soda straws inserted into the hollow form to blow out the debris. Just don't mistakenly inhale through the straw while inside the vessel. Mark also suggests placing rare earth magnets on the grinder, close to but away from the friable grinding wheel to capture the super fine particles coming off the wheel when sharpening tools. One can then remove the metal debris from the magnets as accumulated. In my own shop, I always wear a face shield or dust mask when sharpening to lessen the chance for metal dust entering my lungs. Metal debris is probably more dangerous than wood dust. When truing the friable (aluminum oxide, or ceramic alumina) grinding wheel with a diamond wheel dresser, wear a dust mask or respirator as these particles are super fine. Note, if using CBN wheels, they are NEVER dressed and should not be used to sharpen "carbon steel" tools.

Keep it safe my friends.

From CRW Tool Czar, Bob R

For sale:

Delta 17-950L drill press with built in lite and laser. Asking \$369.

E-mail or call Bob Patros at 608-615-0226.



A Note about that nasty groundhog:

I'm told that if he sees his shadow we are doomed for six more weeks of winter weather.

The good news is, if he doesn't see his shadow, we only have another month and a half.

Beginning and Intermediate Woodturning classes starting the week of April 2. Classes will run from 6-9 PM at A-Line Machine Tools for approximately 8 weeks. Cost is \$150. If you have your own tools, bring them. For more information, contact Duane Hill at 608-397-9526 or at wisawdust@charter.net.

Thanks

Duane

Coulee Region Wood Turners Presents for the year 2018

Date	Program	Challenges
March 17:	Trent English of Robust Tools-- Lathe Maintenance	Race Car
April 21:	Rob Nelson Thin Wall Turning	Finial 6" or longer gets extra chance
April 22:	- Hands On with Rob	
April 23:	- Hands On with Rob	
Must register for Rob Nelson Saturday 9-3:30 includes lunch \$25 Sunday 9-4 includes lunch \$100 first 8 each day		
May 19:	Jim Anderson Cowboy Hats	Trembler
June 16:	Stevenson's with Turned Picture Frames with John Frawley	Candle Stick
July 21:	*Fishing Rod Handles with Shorty	Lidded Box
August 18:	4 Point Inside/Out With Rich Egan	Tankard
September 15:	Burial Urns for you or your pet with Odel Anderson	Animal
October 20:	Using the Index on your Lathe	2X4 Challenge
November 17:	Chucks Regular, Pen, Donut, Longworth, Vacuum, etc. *=Proposed not yet confirmed	Inside-Out Ornament

Coulee Region Woodturners is now on Instagram.

What is Instagram you ask?

Instagram is a free, online photo-sharing application and social network platform. Instagram allows users to edit and upload photos and short videos through a mobile app. Users can add a caption to each of their posts and use hashtags (#) and location-based geotags to index these posts and make them searchable by other users within the app or web page. Each post by a user appears on their followers' Instagram feeds and can also be viewed by the public when tagged using hashtags or geotags.

With that our Instagram name is **@crwoodturners**

If you have an Instagram account please follow us. If you are turning something and feel inclined to post a photo or video of it on your account and please tag it with the [#crwoodturners](https://www.instagram.com/crwoodturners/) hashtag.

What is a hashtag?

Hashtags are words or multi-word phrases preceded by the # symbol, such as #picoftheday or #sweepstakes. People can search for posts with a specific hashtag, so they are used to categorize content and track topics on social media platforms including Facebook, Instagram, Twitter, and Pinterest. Using hashtags helps people find posts that interest them.

Fear not if you do not have an Instagram account and do not want to start one you can still view the posts that are made and also see the hashtag photos using the link below. Type or copy the address into your browser and it will bring you to the page. Once there you can use the search feature and search for #crwoodturners to see all the work tagged with that hashtag.

<https://www.instagram.com/crwoodturners/>

Enjoy.

Joshua Caldwell
Program Director
Coulee Region Woodturners

Chapter of the American Association of WoodTurners



Rich Egan/ Editor
1528 Adams Street
La Crosse, WI 54601
Phone: 608-784-9970
Email: rjegan@centurytel.net

"A Turn For the Better"



**Next Meeting
Saturday,
March 17 2018 at 9 am.**

Here's a map to help those who aren't sure where we meet. It's the Onalaska Community Center 515 Quincy St Onalaska, WI. 54650 608-783-9290

We'll start the program promptly at 9am, so get there early to avoid getting a Uecker Seat.

We'll have coffee, so Chocolate donuts are ALWAYS Welcomed.

