

One Good Turn

Coulee Region Woodturners



Chapter of the American Association of WoodTurners

April 2018

www.crwoodturner.com

Volume 18, Issue 4



Brent English of Robust Lathes was our guest in March, with tips to get our lathes into proper working order. He also brought a selection of his excellent tool rests. I tried some of his advice and my lathe seems better. Thanks Brent!

Rob Nelson will be our presenter in April, with an all-day event Saturday, featuring off-axis and very thin projects. Sounds like fun!



CRW Mission Statement: To promote, to educate, and to inspire ourselves and others in the fine art of turned wood.

CRW Officers



President
Adrian Novak
608-769-0958

Adrian.novak@charter.net



Vice President
Jim Frank



Secretary
Kris Clough



Treasurer
Phil Miller
608-792-1497

mpmopc@gmail.com



Program Director
Joshua Caldwell

Technical Advisors




Newsletter Editor
Rich Egan
608-784-9970

rjegan@centurytel.net




Club photographer
Kevin Vossler
kvosslerwi@aol.com



Librarian
Virginia Green
608-217-5756

varum527@hotmail.com



Webmaster
Ken Grunke
608-625-2412

kengrunke@gmail.com



Tool Czar
Bob Raasch
608-769-3833

raaschb@charter.net



Asst. Librarian
Karen Frank

CRW Club Mentors

All areas of turning and finishing. Duane Hill
Onalaska, WI. 608-783-0883 dlh@dairynet.com

Fundamentals. Jim Frank Onalaska, WI. 781-8092
jhfbear1@charter.net

Segmented Turning. Phil Miller La Crosse, WI.
792-1497 mpmopc@gmail.com

Experimental techniques, tool making, and metalworking. Ken Grunke
La Farge, WI 608-625-2412
kengrunke@gmail.com

Spindle turning. John Fisher Holmen, WI. 608- 526-4692
minnow1974@charter.net

From a Knot in The Board...

April is finally here, along with spring. Wait, did I say spring? Fresh snow won't stop us from woodturning. We have a busy month planned. Hopefully, you've had a chance to get in the shop and turn some finials for our April Challenge or some other turning of your choice.

On Friday, April 20, setup for Saturday's meeting: 6:30 pm at the Onalaska Community Center. Several people who normally help set up will be unavailable. Please consider volunteering to help set up. It usually takes about an hour.

On Saturday, April 21, our meeting goes from 9 am to about 3:30 pm. Rob Nelson from the Northeast Wisconsin Woodturners Club will be demonstrating. Don't forget that if you turn a finial for this month's challenge that is longer than 6", you will get an extra ticket for the drawing in December. See the agenda below. Sub sandwiches will be provided in the fee.

On Sunday, April 22, there will be hands on class regarding tips and techniques for multi-axis and thin turning. On Monday, if we have enough people, there will be hands on class regarding tips and techniques for casting and turning of acrylics. Please register for any of the events by Friday, April 13 so we can have an accurate count for lunches. Contact Phil Miller at mpmopc@gmail.com.

Saturday, April 21

When: 9:00 AM to 3-3:30 with a lunch provided for participants.
Agenda: General meeting & Demonstration – Multi-axis turning, lunch, Trembleur, and thin turning
Where: Onalaska Community Center
What to bring: Notepad and pen, eagerness to learn
Cost: \$25

Sunday, April 22

When: 9:00 AM to 3-3:30 with a lunch provided for the class.
Agenda: Hands on Multi axis and thin turning for up to 8 persons.
Where: A-Line Machine Tool Company
800 Monitor St.
La Crosse, WI

Monday, April 23rd (if enough individuals sign up)

When: 9:00 AM to 3-3:30 with a lunch provided for the class.
Agenda: Hands on Acrylics with casting and turning.
Where: A-Line Machine Tool Company

For both classes:

What to bring: Face shield, Turning tools, and chuck. Duane is teaching a class in Lanesboro and will have his tools with him.
Rob Nelson will provide all equipment relating to the casting portion of the class.
Cost: \$100 each class – includes lunch of sub sandwiches, chips and water.


Class size is limited to 8 people so participants receive adequate instruction.

Coming up Saturday, May 5 from 8-11:30, John Griffiths has organized a home school woodturning event at A-Line Machine Tool. This is a great way to introduce woodturning to the younger generation. The group arrives early and is eager to learn. Please consider volunteering your time to teach the next generation of wood turners. Contact John G. at 608-248-2782.

Saturday, May 19, former club member Jim Anderson will be demonstrating how to turn cowboy hats.

Saturday, June 16, we will be traveling to the Stevenson's near Richland Center. In addition to a woodturning demonstration, you will have an opportunity to tour their private museum. After the demonstration, there will be a potluck lunch. More information to follow at a later time.

March 2018 Instant Gallery



Adrian Novak



Dan Check



Bob Patros




Marv Meyer



Kris Clough



Ken Critzman



Merlyn Finley



Denis Falch



Bill Beranek



Jack Fitzpatrick



John Griffiths



Bob Raasch



Rich Egan

Coulee Region Wood Turners Presents for the year 2018

Date	Program	Challenges
April 21:	Rob Nelson Thin Wall Turning	Finial 6" or longer
gets extra chance		
April 22:	- Hands On with Rob	
April 23:	- Hands On with Rob	
Must register for Rob Nelson Saturday 9-3:30 includes lunch \$25		
Sunday 9-4 includes lunch \$100 first 8		
each day		
May 19:	Jim Anderson Cowboy Hats	Trembler
June 16:	Stevenson's with Turned Picture Frames	Candle
Stick		
with John Frawley		
July 21:	*Fishing Rod Handles with Shorty	Lidded Box
August 18:	4 Point Inside/Out With Rich Egan	Tankard
September 15:	Burial Urns for you or your pet	Animal
with Odel Anderson		
October 20:	Using the Index on your Lathe	2X4 Challenge
November 17:	Chucks Regular, Pen, Donut,	Inside-Out
Longworth, Vacuum, etc.		
* = Proposed not yet confirmed		

Coulee Region Woodturners is now on Instagram.

What is Instagram you ask?

Instagram is a free, online photo-sharing application and social network platform. Instagram allows users to edit and upload photos and short videos through a mobile app. Users can add a caption to each of their posts and use hashtags (#) and location-based geotags to index these posts and make them searchable by other users within the app or web page. Each post by a user appears on their followers' Instagram feeds and can also be viewed by the public when tagged using hashtags or geotags.

With that our Instagram name is **@crwoodturners**

If you have an Instagram account please follow us. If you are turning something and feel inclined to post a photo or video of it on your account and please tag it with the [#crwoodturners](https://www.instagram.com/crwoodturners/) hashtag.

What is a hashtag?

Hashtags are words or multi-word phrases preceded by the # symbol, such as #picoftheday or #sweepstakes. People can search for posts with a specific hashtag, so they are used to categorize content and track topics on social media platforms including Facebook, Instagram, Twitter, and Pinterest. Using hashtags helps people find posts that interest them.

Fear not if you do not have an Instagram account and do not want to start one you can still view the posts that are made and also see the hashtag photos using the link below. Type or copy the address into your browser and it will bring you to the page. Once there you can use the search feature and search for #crwoodturners to see all the work tagged with that hashtag.

<https://www.instagram.com/crwoodturners/>

Enjoy.

Joshua Caldwell
Program Director
Coulee Region Woodturners

Chapter of the American Association of WoodTurners



Rich Egan/ Editor
1528 Adams Street
La Crosse, WI 54601
Phone: 608-784-9970
Email: rjegan@centurytel.net

"A Turn For the Better"

**Next Meeting
Saturday,
April 21 2018 at 9 am.**

Here's a map to help those who aren't sure where we meet. It's the Onalaska Community Center 515 Quincy St Onalaska, WI. 54650 608-783-9290

We'll start the program promptly at 9am, so get there early to avoid getting a Uecker Seat.

We'll have coffee, so Chocolate donuts are ALWAYS Welcomed.

