

One Good Turn

Coulee Region Woodturners




Chapter of the American Association of WoodTurners

September 2018


www.crwoodturner.com

Volume 18, Issue 9



Last month we covered the inside-outside technique to make Christmas ornaments and other objects.

In September, we will learn the fine art of Kaleidoscopes with Steve Kittelson.



CRW Mission Statement: To promote, to educate, and to inspire ourselves and others in the fine art of turned wood.

CRW Officers



President
Adrian Novak
608-769-0958

Adrian.novak@charter.net



Vice President
Jim Frank



Secretary
Kris Clough



Treasurer
Phil Miller
608-792-1497

mpmopc@gmail.com



Program Director
Joshua Caldwell

Technical Advisors




Newsletter Editor
Rich Egan
608-784-9970

rjegan@centurytel.net




Club photographer
Kevin Vossler
kvosslerwi@aol.com



Librarian
Virginia Green
608-217-5756

varum527@hotmail.com




Webmaster
Ken Grunke
608-625-2412

kengrunke@gmail.com



Tool Czar
Bob Raasch
608-769-3833

raaschb@charter.net



Asst. Librarian
Jack Fitzpatrick

CRW Club Mentors

All areas of turning and finishing. Duane Hill
Onalaska, WI. 608-783-0883 dlh@dairynet.com

Fundamentals. Jim Frank Onalaska, WI. 781-8092
jhfbear1@charter.net

Segmented Turning. Phil Miller La Crosse, WI.
792-1497 mpmopc@gmail.com

Experimental techniques, tool making, and metalworking. Ken Grunke
La Farge, WI 608-625-2412
kengrunke@gmail.com

Spindle turning. John Fisher Holmen, WI. 608- 526-4692
minnow1974@charter.net

From a Knot in The Board...

From a Knot on the Board

Friends of the wood lathe. The weather has taken quite a change. I am enjoying being in my shop again. I would like to thank Rich Egan for his presentation of inside out turning last month. Very informative.

I have been making Christmas ornaments lately. Some have commented that it is early to be making them but when November comes I can say that I am done with that task. When do you start making Christmas Ornaments in your shop?

Steve Kittelson sent the following description of his presentation at our September meeting: For the chapter meeting I plan on a lecture with history, types of scopes, and a short demonstration on mirror cutting and assembly. I will have an assortment of scopes from different artists and several books on scopes. I hope to have enough interest to schedule a class later in the month with the emphasis on mirror design and precision mirror cutting to create two different styles of mirrors.

The Board worked on our budget for the 2018-2019 fiscal year. Our year starts October 1. I will be telling you about the budget in September and more in October. By the way October's meeting is an important one to attend. We will be having election of our officers. Should you miss the meeting no telling what your friends will be volunteering you to do. I wish I had friends as nice as you.

Dan Check tells me we received from the Folk Fest a check for \$100 for demonstrating. Fun was had by all.

This month's challenge is to bring an animal. How many snakes, eels and earth worms can we come up with?

Look at the updated calendar in this newsletter. All of them are interesting programs coming up.

See you at the meeting.

Isn't life wonderful.

Be Safe, Keep Sharp

Tip #7.

From the Safety Corner

Where did the summer go? Some of us took a hiatus from turning for the hot humid summer months, especially if we do not have an air-conditioned space.

Some would say its like riding a bicycle. Even though we may not have turned in a while, the old skills come back. Same with safety, if you always practice the safety measures, they should still be there. However, if one does not ALWAYS practice the safety procedures often times touted, then it's easy to slip and say, oh, just this once, I'll ignore this or that. That's when accidents happen. Don't be a victim.

Before you turn, or cut, or mill, review the safety tips. The AAW has a great 3 page safety source by Rob Wallace which you can download and print., <https://cdn.ymaws.com/www.woodturner.org/resource/resmgr/Safety/SafetyWallaceWF45-201509.pdf>. Or go to the AAW site at <https://www.woodturner.org/page/Safety>, click on

Rob Wallace's 3 page article. Yep, don't have to be a AAW member for this.

I remember a skew workshop from Alan Lacer when he suggested doing warm ups before taking on a turning project. Put wood between centers, practice planning cuts, coves, beads and the like. Its like of like a quick refresher course. Same with safety; use appropriate breathing protection, wear a full-face mask, at least for wood chuck or faceplate work, use sharp tools and the list goes on. Finally, don't use shop tools when you're tired or when your mind is preoccupied with stuff. Keep politics out of the shop!

Of course, your feedback is appreciated.

Keep turning my friends but keep it safe.

From CRW Tool Czar, Bob R

Great River Folk Fest

The folk fest is completed and it was a definite success!

A Big THANK YOU to:

Duane Hill, Bob Raasch, and Bob Patros for sticking with me all day Saturday including set-up and take-down; Bob Raasch for assisting with set-up on Sunday; and John Phillips for sticking with me all day Sunday including take-down.

Our sales were a little slow on Saturday totaling \$85 and a \$10 donation to the club.

Our Sunday sales were excellent totaling \$280. More than 2/3 of all the sales were credit card. I will need to get with our treasurer soon.

I have a great story to share at the next club meeting about a young man we inspired 2 years ago at the folk fest. He's now addicted to turning. There may have been a little real magic in those magic wands we were giving to the kids.

Thanks again to all who gave their time and energy to make the event a success.

Dan Check



**Thanks to all who
volunteered to make
the Great River Folk
Fest a huge success!**



August Instant Gallery



John Griffiths



Ken Critzman



Bob Patros



Denis Falch



Marv Meyer



Ken Critzman



John Griffiths



Bob Patros



John Griffiths



Rich Egan



Rich Egan

Coulee Region Wood Turners Presents for the year 2018-2019


Date	Program	Challenges
September 15:	Kaleidoscopes with Steve Kittelson A class will be offered on September 22 See www.kittelsondesigns.com	Animal
October 20:	Using the Index on your Lathe Duane Hill and Adrian Novak election of 2019 Officers	2X4 Challenge
November 17:	Round Robin 1. Chucks - Regular, Pen, Jam, Longworth, Cold Jaws 2. Tools for sale 3. Vacuum chuck 4. Pens and more 5. Coring	Inside-Out Ornament
December 15:	Christmas Potluck	Ornament
January 19:	Basket Illusion with Adrian Novak	
February 16:	with Mark Palma	
March 16:	Your Idea Here	
April 20:	Spring Pole Lathe	
May 18:	Your Idea Here	
June 15:	Picnic at Jim Frank's	

*= not confirmed

WANTED:

Used table saw in good condition. Contact Gary Friemann at 507-429-2297 or send photo to gama@springgrove.coop.





Rich Egan/ Editor
1528 Adams Street
La Crosse, WI 54601
Phone: 608-784-9970
Email: rjegan@centurytel.net

"A Turn For the Better"

**Next Meeting
Saturday,
September 15 2018 at 9 am.**

Here's a map to help those who aren't sure where we meet. It's the Onalaska Community Center 515 Quincy St Onalaska, WI. 54650 608-783-9290

We'll start the program promptly at 9am, so get there early to avoid getting a Uecker Seat.

We'll have coffee, so Chocolate donuts are ALWAYS Welcomed.

