

# One Good Turn

## Coulee Region Woodturners




### Chapter of the American Association of WoodTurners

July 2019

[www.crwoodturner.com](http://www.crwoodturner.com)

Volume 19, Issue 7

You can turn a bowl from one flat board. John Griffiths jumped into the warm demonstrators's chair and showed us how it is done. Thanks for the last-minute rescue John! Welcome Wendell and his wonders in July!



**CRW Mission Statement: To promote, to educate, and to inspire ourselves and others in the fine art of turned wood.**

### CRW Officers




President  
Adrian Novak  
608-769-0958

[Adrian.novak@charter.net](mailto:Adrian.novak@charter.net)




Vice President  
John Fisher



Secretary  
Kris Clough



Treasurer  
Jay Johnson



Program Director  
John Griffiths  
[griff@mwt.net](mailto:griff@mwt.net)

### Technical Advisors




Newsletter Editor  
Rich Egan  
608-784-9970

[rjegan@centurytel.net](mailto:rjegan@centurytel.net)




Club photographer  
Kevin Vossler  
[kvosslerwi@aol.com](mailto:kvosslerwi@aol.com)



Librarian  
Virginia Green  
608-217-5756

[varum527@hotmail.com](mailto:varum527@hotmail.com)



Webmaster  
Ken Grunke  
608-625-2412

[kengrunke@gmail.com](mailto:kengrunke@gmail.com)



Tool Czar  
Bob Raasch  
608-769-3833

[raaschb@charter.net](mailto:raaschb@charter.net)



Asst. Librarian  
Jack Fitzpatrick

---

### CRW Club Mentors

All areas of turning and finishing. Duane Hill  
Onalaska, WI. 608-783-0883 [dlh@dairynet.com](mailto:dlh@dairynet.com)

Fundamentals. Jim Frank Onalaska, WI. 781-8092  
[jhfbear1@charter.net](mailto:jhfbear1@charter.net)

Segmented Turning. Phil Miller La Crosse, WI.  
792-1497 [mpmopc@gmail.com](mailto:mpmopc@gmail.com)

Experimental techniques, tool making, and metalworking. Ken Grunke  
La Farge, WI 608-625-2412  
[kengrunke@gmail.com](mailto:kengrunke@gmail.com)

Spindle turning. John Fisher Holmen, WI. 608- 526-4692  
[minnow1974@charter.net](mailto:minnow1974@charter.net)

Jimmy Clewes is coming to Coulee Region Woodturners LLC on September 21, 22, and 23. The Board is asking Jimmy to focus his presentation on:

Saturday - September 21 from 9 to 4 at the Onalaska Community Center - cost \$35.00 includes lunch

**Back to Basics Bowl Turning showing Tool and process Technique**

He describes it as "I explain and show you how I turn a bowl. I will show you a very simple way of how to get a curve every time! Remember it's hard to refine a curve unless you have a curve in the first place! My method of hollowing seems logical to me but very few people use it. Again, all will be explained in the demo but I am sure you will learn something for even the seasoned bowl turners." We will be asking Jimmy to continue beyond the basics as he has time.

-----

Sunday - September 22 from 9 to 4 at Aline Tools - cost \$135.00 includes lunch

**Natural Edged End Grain Vase**

He describes it as "Another favorite of mine. There is just something so therapeutic about wet wood. It's a great way to improve your tooling technique also. This End grain Vase, will be turned thin and even so the wood does not split when drying. A light can be used when checking thickness. Another ogee curve! And a great looker." Needed - Log of wet Ash, Elm, or Native Timber approx.. 6"Dia 11"long

-----

Monday - September 23 from 9 to 4 at Aline Tools - cost \$135.00 includes lunch

**Scorched Ash Bowl with Colored Lid**

He describes it as "A simple turned Ash curved bowl with a slight turned over rim, which is then scorched and textured to emphasize grain. The lid is colored maple, with a simple handle to complement the simple curves of the bowl. I will show one of my coloring techniques."

Needed - Ash bowl blank 8" diameter 2" thick, for the lid Maple 7" diameter 1" thick, for the handle Maple 2" square 4" long

-----

Required for hands on classes

1/4" bowl gouge

3/8" bowl gouge (or 1/2")

Roughing out gouge

Parting tool

Round nose scraper 3/8" spindle gouge

A Standard Chuck with a screw chuck and drill size to match

For Finishing

Sanding/abrasives to 400 grit

Jar of Sanding sealer or thinned shellac (50%)

Can of Deft gloss spray lacquer, wax

Danish/Deft oil or similar

For Monday:

Alcohol based colors/stains

Gas Blow Torch

Wood Spare pieces of wood in case of Design Changes may be advisable. Jimmy gets his wood from Craft Supplies USA, Brandon Knopp is the guy to speak to.

If you do not have the required tools many of us will share our tools just ask. The finishing can be easily shared. John Fisher is looking into providing the wet wood for Sundays Hands On

Extra projects may be added as time permits.

Send your questions to John Griffiths [griff@mwt.net](mailto:griff@mwt.net). Payments and reservations to Jay Johnson our treasurer.

## Coulee Region Wood Turners Presents for the year 2019

Date	Program	Challenges
July 20	Wendell Zigler	Funnels
August 17 move	John Fisher on CA Glue	Make it
September 21	Jimmy Clewes demonstration 9-4 includes lunch. Preregistration needed \$35.00 your Best	Bring
October 19 the Sphere	Jack Transfers to turned item	All about
November 16 Balance	John Thorson – University of Bowls	All about
December 21	Christmas Potluck	Ormanent
Future plans: January Round Robin, February Basket Illusion, March Mark Palma returns		

Denis Falch



June 2019 Instant Gallery

Bob Raasch



Denis Falch



Lavonne Swiggum



Duane Hill



Odell Anderson



Adrian Novak



Rich Egan



Denis Falch



Duane Hill



Lavonne Swiggum



**CRW at Norskedalen Midsummer Fest**



Norskedalen Art Fair on the Farm July 7th





Rich Egan/ Editor  
1528 Adams Street  
La Crosse, WI 54601  
Phone: 608-784-9970  
Email: rjegan@centurytel.net

**"A Turn For the Better"**



**Next Meeting  
Saturday,  
July 20 2019 at 9 am.**

Here's a map to help those who aren't sure where we meet. It's the Onalaska Community Center 515 Quincy St Onalaska, WI. 54650 608-783-9290

We'll start the program promptly at 9am, so get there early to avoid getting a Uecker Seat.

We'll have coffee, so Chocolate donuts are ALWAYS Welcomed.

