

One Good Turn

Coulee Region Woodturners



Chapter of the American Association of WoodTurners

August 2019

www.crwoodturner.com

Volume 19, Issue 8

Dark storm clouds, unexpected guests and Wendell's wonders were on the agenda in July. Thanks to Wendell for a great presentation and some really creative top ideas. This month will be a picnic and road trip to Clyde Cassell's home and shop. John Fisher will try not to glue his fingers together as he explains CA glue finishes.




CRW Mission Statement: To promote, to educate, and to inspire ourselves and others in the fine art of turned wood.

CRW Officers




President
Adrian Novak
608-769-0958

Adrian.novak@charter.net




Vice President
John Fisher



Secretary
Kris Clough



Treasurer
Jay Johnson



Program Director
John Griffiths
griff@mwt.net

Technical Advisors




Newsletter Editor
Rich Egan
608-784-9970

rjegan@centurytel.net




Club photographer
Kevin Vossler
kvosslerwi@aol.com



Librarian
Virginia Green
608-217-5756

varum527@hotmail.com



Webmaster
Ken Grunke
608-625-2412

kengrunke@gmail.com



Tool Czar
Bob Raasch
608-769-3833

raaschb@charter.net



Asst. Librarian
Jack Fitzpatrick

CRW Club Mentors

All areas of turning and finishing. Duane Hill
Onalaska, WI. 608-783-0883 dlh@dairynet.com

Fundamentals. Jim Frank Onalaska, WI. 781-8092
jhfbear1@charter.net

Segmented Turning. Phil Miller La Crosse, WI.
792-1497 mpmopc@gmail.com

Experimental techniques, tool making, and metalworking. Ken Grunke
La Farge, WI 608-625-2412
kengrunke@gmail.com

Spindle turning. John Fisher Holmen, WI. 608- 526-4692
minnow1974@charter.net

From a Knot in The Board...

Friends of the wood lathe. It appears that the heat of the Summer will be leaving us in the next few weeks. The corn where I have been driving is looking tall and in silk. The heat and humidity is helping out the farmers who were able to get their crops in. Fresh vegetables at the Farmers market are in season and the super sweet corn is yum.

This month we will be going to Clyde Cassell's house for our demonstration and picnic. For those of you who do not know where Clyde and Jean live put this address in your GPS: 29553 Nevada Road, Cashton, WI. I have decided not to bring our coffee pots so please stop in Cashton and refill your mug and bring an extra coffee for someone who forgets. It is a picnic and we are having Famous Dave's BBQ chicken and brisket or pulled pork. You in turn need to bring a chair to sit on and a dessert to pass. A \$10 donation to offset lunch is appreciated.

John Fisher (or is it Phisher) is our presenter and he will be talking about the uses of CA (Super) Glue with an emphasis on using it as a finish. Bring your questions because John has the answers.

It has been a good summer and my grandchildren mostly are ready to go back to school but wish they still could go swimming in the afternoon.

Jimmy Clewes is visiting us in September. Signups have been slow, and we really need you to let us know you are coming so we can get a good count on our lunch and refreshment needs. In all the other professional demonstrators we have broken even our made a couple of dollar\$. Your attention to his matter will help us greatly.

Look at the challenges set up for you. August's challenge is "make it move". What items do we make that moves? A whirligig? Top? Wind chime? Wind powered machine? Or is it your president?

Look at the updated calendar in this newsletter.

Isn't it wonderful.

Be Safe, Keep Sharp

Adrian

Jimmy Clewes is coming to Coulee Region Woodturners LLC on September 21, 22, and 23. The Board is asking Jimmy to focus his presentation on:

Saturday - September 21 from 9 to 4 at the Onalaska Community Center - cost \$35.00 includes lunch

Back to Basics Bowl Turning showing Tool and process Technique

He describes it as “I explain and show you how I turn a bowl. I will show you a very simple way of how to get a curve every time! Remember it’s hard to refine a curve unless you have a curve in the first place! My method of hollowing seems logical to me but very few people use it. Again, all will be explained in the demo but I am sure you will learn something for even the seasoned bowl turners.” We will be asking Jimmy to continue beyond the basics as he has time.

Sunday – September 22 from 9 to 4 at Aline Tools - cost \$135.00 includes lunch

Natural Edged End Grain Vase

He describes it as “Another favorite of mine. There is just something so therapeutic about wet wood. It’s a great way to improve your tooling technique also. This End grain Vase, will be turned thin and even so the wood does not split when drying. A light can be used when checking thickness. Another ogee curve! And a great looker.” Needed – Log of wet Ash, Elm, or Native Timber approx.. 6”Dia 11”long

Monday – September 23 from 9 to 4 at Aline Tools – cost \$135.00 includes lunch

Scorched Ash Bowl with Colored Lid

He describes it as “A simple turned Ash curved bowl with a slight turned over rim, which is then scorched and textured to emphasize grain. The lid is colored maple, with a simple handle to complement the simple curves of the bowl. I will show one of my coloring techniques.”

Needed – Ash bowl blank 8” diameter 2” thick, for the lid Maple 7” diameter 1” thick, for the handle Maple 2” square 4” long

Required for hands on classes

¼” bowl gouge

3/8” bowl gouge (or 1/2 “)

Roughing out gouge

Parting tool

Round nose scraper 3/8” spindle gouge

A Standard Chuck with a screw chuck and drill size to match

For Finishing

Sanding/abrasives to 400 grit

Jar of Sanding sealer or thinned shellac (50%)

Can of Deft gloss spray lacquer, wax

Danish/Deft oil or similar

For Monday:

Alcohol based colors/stains

Gas Blow Torch

Wood Spare pieces of wood in case of Design Changes may be advisable. Jimmy gets his wood from Craft Supplies USA, Brandon Knopp is the guy to speak to.

If you do not have the required tools many of us will share our tools just ask. The finishing can be easily shared. John Fisher is looking into providing the wet wood for Sundays Hands On

Extra projects may be added as time permits.

Send your questions to John Griffiths griff@mwt.net. Payments and reservations to Jay Johnson our treasurer.

Coulee Region Wood Turners Presents for the year 2019

Date	Program	Challenges
August 17	John Fisher on CA Glue	Make it move
September 21	Jimmy Clewes demonstration 9-4 includes lunch. Preregistration needed \$35.00	Bring your Best
October 19	Jack Transfers to turned item	All about the Sphere
November 16	John Thorson - University of Bowls	All about Balance
December 21	Christmas Potluck	Ormanent

Future plans: January Round Robin, February Basket Illusion, March Mark Palma returns

Members, your fearless program director here. Please plan to attend the Jimmy Clewes demonstration and a hands on. Really good turning will be going on, and remember, our mate Jimmy turns really FAST. It will be fun to watch him with that Powermatic cranked way up. Faster than I am comfortable with, but he certainly gets nice cuts. And the hands-on days will expose us to some fantastic ways to make cool things. So when you go to Clyde's for the next meeting, be sure to track down Jay Johnson and give him some of your hard earned money to pay your way. You won't be sorry and the club breaks even.

Just an aside, I am sort of a cautious kind of a guy but I have learned to wind my Jet up more from Jimmy Clewes and Cindy Drozda, and my turnings are better for it. Thanks,
John Griffiths

Marv Meyer



July 2019 Instant Gallery

Dan Check



Lyle Solem



Bob Raasch



Bob Raasch



Marv Meyer



John Griffiths



Jack Fitzpatrick



John Griffiths



John Phillips



CRW at Hixton House in July
For Folk Life La Crosse



Chapter of the American Association of WoodTurners



Rich Egan/ Editor
1528 Adams Street
La Crosse, WI 54601

Phone: 608-784-9970
Email: rjegan@centurytel.net

"A Turn For the Better"



Next Meeting
Saturday August 17th 2017
9:00 AM
Meeting at Clyde Cassell's
29553 Nevada Road Cashton WI
Roughly between Cashton and Ontario
Bring a salad or dessert to pass
Bring a folding chair

